

How Do You Download Vanco Mobile?

It's easy! Go to the App Store or Google Play to download Vanco Mobile for free. **Be sure to download this app soon, as GivePlus Texting will be retired as of September 30, 2021.**

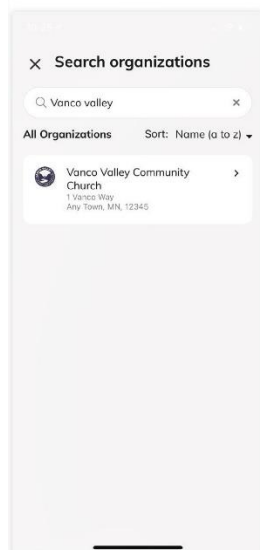
The app full name is **Vanco Mobile Faith Engagement**

To donate using the app, follow these five easy steps:

1. Search for our name which is listed as **UU Society of Oneonta**
2. Select your gift amount, fund and frequency.
3. Enter your payment method. (You can save this information for future use!)
4. Choose whether you want to cover processing fees.
5. Click **Submit** to complete your donation.

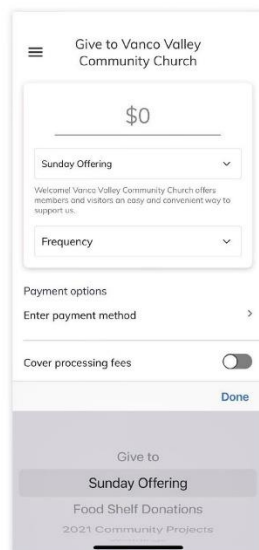
HOW TO GIVE USING VANCO MOBILE

Support our ministries from anywhere. Go to the App Store or Google Play to download the Vanco Mobile app for free.



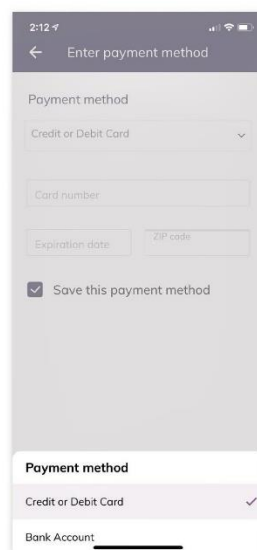
1. Search for Our Church

Enter our church's name or use the invite code and click **Search**. Then, select our church.



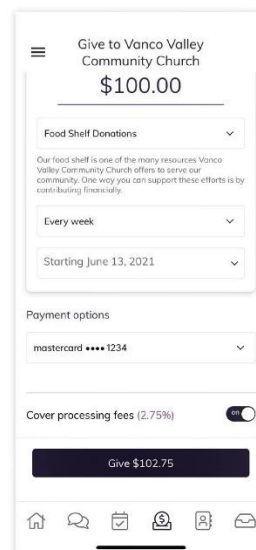
2. Select Your Fund and Amount

Select your fund and donation frequency, then select your payment method.



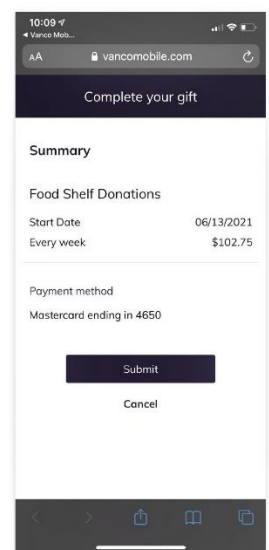
3. Enter Payment Method

Select a payment method and enter your credit card, debit card or bank account information. You can save this payment method for future donations.



4. Choose to Cover Processing Fees

You can choose to cover the donation processing fees by adding a small amount on top of your gift. Click the button to opt in.



5. Complete Your Donation

Review and complete your gift by clicking **Submit**.

VANCO
FAITH